

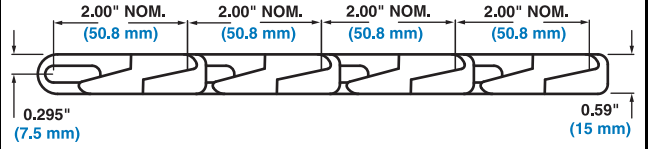


| Spiralox® 1.0 Radius | | |
|---|--------------|-------------|
| | in | mm |
| Pitch | 2.00 | 50.8 |
| Minimum Width ^a | 26 | 660 |
| Maximum Width ^a | 50 | 1270 |
| Width Increments | 1.0 | 25.4 |
| Opening Size (approx.) | 0.85 x 0.88 | 21.6 x 22.5 |
| Open Area (fully extended) | 56% | |
| Minimum Open Area (1.0TR) | 22% | |
| Hinge Style | Open | |
| Drive Method | Hinge-Driven | |
| Product Notes | | |
| <ul style="list-style-type: none"> • Contact Intralox for precise belt measurements and stock status before designing equipment or ordering a belt. • Designed for low-tension, capstan drive spiral applications with a minimum turn radius of 1.0 times the belt width (measured from inside edge). • The Intralox Spiral Program will help predict the strength requirements of most low-tension, capstan drive spiral applications, ensuring that the belt is strong enough for the application. Contact Intralox Technical Support for more information. • Lightweight, relatively strong belt with smooth surface grid. • Minimum sprocket indent from the inside (collapsed) edge of the spiral is 12 in (304.8 mm). • Uses headless rods. • Contact Customer Service for preferred run direction on spiral applications. <p>WARNING: Do not place fingers in or on this belt. Fingers can get trapped in belt openings, resulting in personal injury. This belt has pinch points due to the belt spreading and collapsing as it flexes to follow the conveyor path. Pinch points can trap fingers, hair, or clothing, causing personal injury. Do not wear loose clothing, loose gloves, or hand/finger jewelry when working near this belt. Call Customer Service for tags, flyers, and stickers containing this warning.</p> | | |
| Additional Information | | |
| <ul style="list-style-type: none"> • See “Belt Selection Process” (page 7) • See “Standard Belt Materials” (page 22) • See “Special Application Belt Materials” (page 22) • See “Friction factors” (page 26) | | |

a. Contact Intralox Customer Service for more information regarding belt widths under 26 in (660 mm) and over 50 in (1270 mm).

| Belt Data | | | | | | | | | | |
|------------------|--|-----------|------------------------|------|-----------------------------------|-----|--------------------------------|-----------|----------|-------------|
| Belt Material | Standard Rod Material Ø 0.24 in (6.1 mm) | BS | Straight Belt Strength | | Spiral Belt Strength ^a | | Temperature Range (continuous) | | W | Belt Weight |
| | | | lb/ft | kg/m | lbs | kg | °F | °C | | |
| Acetal | Acetal | | 1300 | 1935 | 300 | 136 | -50 to 200 | -46 to 93 | 1.46 | 7.13 |
| SELM | Acetal | | 1300 | 1935 | 300 | 136 | -50 to 200 | -46 to 93 | 1.24 | 6.05 |

a. Published spiral belt strengths and their method of calculation vary among spiral belt manufacturers. Please consult an Intralox Spiral Engineer for accurate comparison of spiral belt strengths.