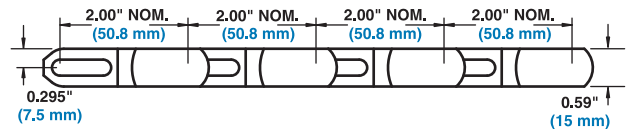




Spiralox® 1.6 Radius		
	in	mm
Pitch	2.00	50.8
Minimum Width <sup>a</sup>	24	610
Maximum Width	60	1524
Width Increments	0.50	12.7
Opening Size (approximate)	0.38 × 0.64	9.52 × 16.5
Open Area (fully extended)	45%	
Min. Open Area (1.6 TR)	27%	
Hinge Style	Open	
Drive Method	Hinge-driven	
Product Notes		
<ul style="list-style-type: none"> <li>• <b>Contact Intralox for precise belt measurements and stock status before designing equipment or ordering a belt.</b></li> <li>• Designed for low-tension, capstan drive spiral applications with a minimum turn radius of 1.6 times the belt width (measured from inside edge).</li> <li>• The Intralox Spiral Program will help predict the strength requirements of most low-tension, capstan drive spiral applications, ensuring that the belt is strong enough for the application. Contact Intralox Technical Support for more information.</li> <li>• Lightweight, relatively strong belt with smooth surface grid.</li> <li>• Belt openings pass straight through the belt, making the belt easy to clean.</li> <li>• Uses headless rods.</li> <li>• Contact Customer Service for preferred run direction on spiral applications.</li> </ul> <p><b>WARNING:</b> Do not place fingers in or on this belt. Fingers can get trapped in belt openings, resulting in personal injury. This belt has pinch points due to the belt spreading and collapsing as it flexes to follow the conveyor path. Pinch points can trap fingers, hair, or clothing, causing personal injury. Do not wear loose clothing, loose gloves, or hand/finger jewelry when working near this belt. Call Customer Service for tags, flyers, and stickers containing this warning.</p>		
Additional Information		
<ul style="list-style-type: none"> <li>• See "Belt Selection Process" (page 7)</li> <li>• See "Standard Belt Materials" (page 22)</li> <li>• See "Special Application Belt Materials" (page 22)</li> <li>• See "Friction factors" (page 26)</li> </ul>		



a. Contact Intralox Customer Service for more information regarding belt widths under 24 in (610 mm).

Belt Data										
Belt Material	Standard Rod Material Ø 0.24 in (6.1 mm)	BS	Straight Belt Strength	Spiral Belt Strength <sup>a</sup>		Temperature Range (continuous)		W Belt Weight		
				lb/ft	kg/m	lb	kg	°F	°C	lb/ft <sup>2</sup>
Acetal	Acetal		2000	2976	375	170	-50 to 200	-46 to 93	1.74	8.50
HR Nylon	Nylon		1500	2232	300	136	-50 to 240	-46 to 116	1.41	6.88
SELM	Acetal		1060	1577	300	136	-50 to 200	-46 to 93	1.36	6.64

a. Published spiral belt strengths and their method of calculation vary among spiral belt manufacturers. Please consult an Intralox Spiral Engineer for accurate comparison of spiral belt strengths.