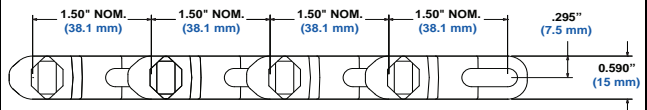




Spiralox® DirectDrive™		
	in	mm
Pitch	1.5	38.1
Minimum Width ^a	13.5	343
Maximum Width ^a	61.7	1567
Width Increments	1.0	25.4
Opening Sizes (approx.)	0.52 x 0.39	13 x 10
Open Area (Fully Extended)	44%	
Minimum Open Area (Collapsed)	26%	
Hinge Style	Open	
Drive Method	Hinge-Driven	
Product Notes		
<ul style="list-style-type: none"> • Contact Intralox for precise belt measurements and stock status before designing equipment or ordering a belt. • The Intralox Spiral Program will help predict the strength requirements of most spiral applications, ensuring that the belt is strong enough for the application. • Minimum sprocket indent from the inside belt edge and from the outside belt edge may vary. Contact Customer Service to determine exact placement. • Relatively uniform open area across the width of the belt to aid in freezing and cooling product. • Belt openings pass straight through the belt, making the belt easy to clean. • Robust edge feature adds strength to the outside edge of the belt. • Uses headless rods. <p>WARNING: Do not place fingers in or on this belt. Fingers can get trapped in belt openings, resulting in personal injury. This belt has pinch points due to the belt spreading and collapsing as it flexes to follow the conveyor path. Pinch points can trap fingers, hair, or clothing, causing personal injury. Do not wear loose clothing, loose gloves, or hand/finger jewelry when working near this belt. Call Customer Service for tags, flyers, and stickers containing this warning.</p>		
Additional Information		
<ul style="list-style-type: none"> • See “Belt Selection Process” (page 7) • See “Standard Belt Materials” (page 22) • See “Special Application Belt Materials” (page 22) • See “Friction factors” (page 26) 		



a. Width dimension includes tooth protrusion.

Belt Data									
Belt Material	Standard Rod Material Ø 0.240 in (6.1 mm)	BS Straight Belt Strength		Spiral Belt Strength ^a		Temperature Range (continuous)		W Belt Weight	
		lb/ft	kg/m	lbs.	kg	°F	°C	lb./ft. ²	kg/m ²
Acetal	Acetal	1600	2381	475	215	-50 to 200	-46 to 93	1.78	8.69
SELM	Acetal	500	744	375	170	-50 to 200	-46 to 93	1.46	7.13

a. Published spiral belt strengths and their method of calculation vary among spiral manufacturers. Please consult an Intralox Spiral Engineer for accurate comparison of spiral belt strengths.