



Acetal Sprocket <sup>a</sup>											
No. of Teeth (Chordal Action)	Nom. Pitch Dia. in	Nom. Pitch Dia. mm	Nom. Outer Dia. in	Nom. Outer Dia. mm	Nom. Hub Width in	Nom. Hub Width mm	Available Bore Sizes				
							U.S. Sizes		Metric Sizes		
							Round in	Square in	Round mm	Square mm	
13 (2.97%)	6.2	157	6.4	163	1.2	30.5	1-7/16 2	1.5 2.5		40 60	

a. Contact Customer Service for lead times.

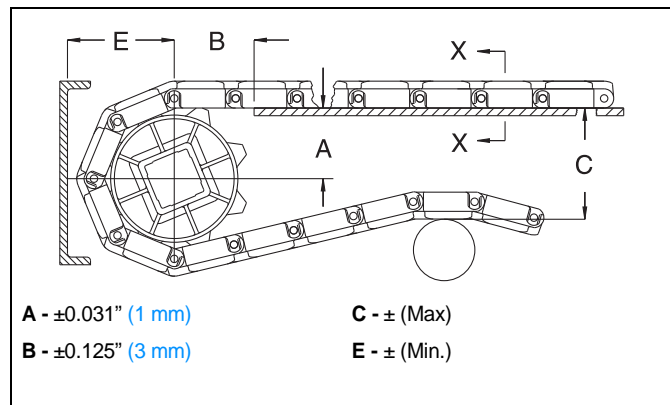
Support Wheel						
Available Pitch Diameter		Available Bore Sizes				
in	mm	U.S. Sizes		Metric Sizes		
		Round in	Square in	Round mm	Square mm	
6.3	160	1-7/16 2	1.5 2.5		40 60	

## Conveyor Frame Dimensions

Regardless of type or configuration, all conveyors using Intralox belts have some basic dimensional requirements. Specifically, implement dimensions "A", "B", "C" and "E" listed in the following table in any design.

For general applications and applications where end transfer of tip-sensitive product is not critical, use the "A" dimension at the bottom of the range.

Conveyor frame dimensions are established using the top of the roller as the top of the belt and the bottom of the module as the bottom of the belt. "B" dimension is based on a 0.5 in. (12.7 mm) thick carryway.



Sprocket Description		A		B		C		E		
Pitch Diameter		Range (Bottom to Top)		in	mm	in	mm	in	mm	
in	mm	No. Teeth	in							mm
<b>DIRECTDRIVE™ STACKER</b>										
6.2	157	13	2.71-2.81	69-71	2.47	63	6.20	157	3.46	88