

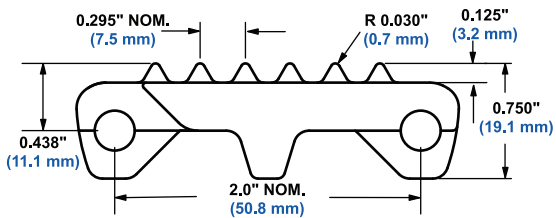


SeamFree™ Open Hinge Cone Top™		
	in	mm
Pitch	2.00	50.8
Minimum Width	6	152
Width Increments	0.66	16.8
Opening Sizes (approx.)	-	-
Open Area	0%	
Hinge Style	Open	
Drive Method	Center-Driven	
Product Notes		
<ul style="list-style-type: none"> • Contact Intralox for precise belt measurements and stock status before designing equipment or ordering a belt. • Cone height is 0.125 in (3.2 mm). • Cone spacing is 0.295 in (7.5 mm). • Standard cone indent is 1.3 in (33 mm). • Closed upper surface with fully flush edges. • Uses headed rods. • Cam-link designed hinges expose more hinge and rod area as the belt goes around the sprocket. This exclusive Intralox feature allows unsurpassed cleaning access to this area. • Fully sculpted and radiused corners - no pockets or sharp corners to catch and hold debris. • Like Series 800 and Series 1800, the drive bar on the underside of Series 800 SeamFree Open Hinge Cone Top channels water and debris to the outside of the belt for easier, faster cleanup. The drive bar's effectiveness has been proven both in-house and in field tests. • Not recommended for back-up conditions. If values are required, contact Intralox Sales Engineering. 		
Additional Information		
<ul style="list-style-type: none"> • See "Belt Selection Process" (page 7) • See "Standard Belt Materials" (page 22) • See "Special Application Belt Materials" (page 22) • See "Friction factors" (page 26) 		

Belt Data							
Belt Material	Standard Rod Material Ø 0.24 in (6.1 mm)	BS Belt Strength		Temperature Range (continuous)		W Belt Weight	
		lb/ft	kg/m	°F	°C	lb/ft²	kg/m²
Acetal	Polyethylene	900	1340	-50 to 150	-46 to 66	2.61	12.72