


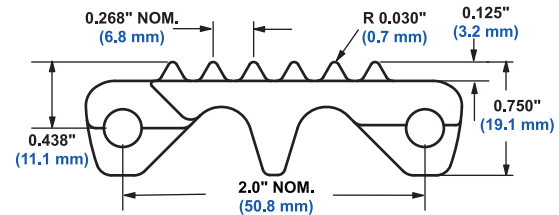

SeamFree™ Minimum Hinge Cone Top™

	in	mm
Pitch	2.00	50.8
Minimum Width	6	152
Width Increments	1.00	25.4
Opening Sizes (approx.)	-	-
Open Area	0%	
Hinge Style	Open	
Drive Method	Center-Driven	



Product Notes

- **Contact Intralox for precise belt measurements and stock status before designing equipment or ordering a belt.**
- Cone height is 0.125 in (3.2 mm).
- Cone spacing is 0.268 in (6.88 mm).
- Standard cone indent is 1.3 in (33 mm).
- Closed upper surface with fully flush edges.
- Uses headed rods.
- Cam-link designed hinges expose more hinge and rod area as the belt goes around the sprocket. This exclusive Intralox feature allows unsurpassed cleaning access to this area.
- Fully sculpted and radiused corners - no pockets or sharp corners to catch and hold debris.
- Like Series 800 and Series 1800, the drive bar on the underside of Series 850 SeamFree Minimum Hinge Cone Top channels water and debris to the outside of the belt for easier, faster cleanup. The drive bar's effectiveness has been proven both in-house and in field tests.
- Not recommended for back-up conditions. If values are required, contact Intralox Sales Engineering.



Additional Information

- See "Belt Selection Process" (page 7)
- See "Standard Belt Materials" (page 22)
- See "Special Application Belt Materials" (page 22)
- See "Friction factors" (page 26)

Belt Data

Belt Material	Standard Rod Material Ø 0.24 in (6.1 mm)	BS		Temperature Range (continuous)		W	
		Belt Strength		°F	°C	Belt Weight	
		lb/ft	kg/m			lb/ft ²	kg/m ²
Acetal	Acetal	275	409	-50 to 200	-46 to 93	2.28	11.13
Acetal	Polypropylene	250	372	34 to 200	1 to 93	2.22	10.84
Acetal	Polyethylene	150	223	-50 to 150	-46 to 66	2.22	10.84
Polyethylene	Acetal	200	298	-50 to 150	-46 to 66	1.56	7.62
Polyethylene	Polypropylene	150	223	-50 to 150	-46 to 66	1.50	7.32
Polypropylene	Polypropylene	200	298	34 to 220	1 to 104	1.47	7.18