

ONEPIECE™ Live Transfer Flush Grid

	in	mm
Pitch	1.07	27.2
Minimum Width	4.7	119
Width Increments	0.33	8.4
Opening Size (approximate)	0.24 x 0.28	6.1 x 7.1
Open Area	38%	
Hinge Style	Open	
Drive Method	Center-driven	

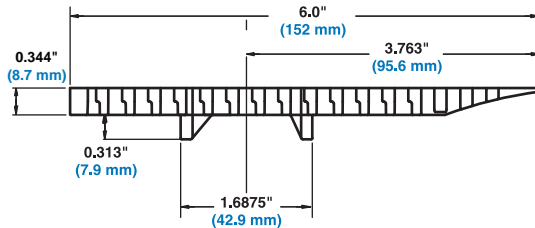


Product Notes

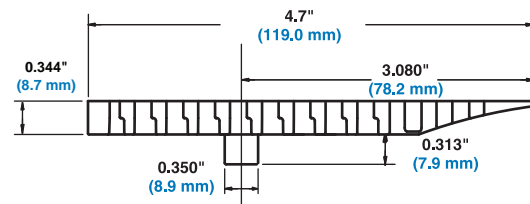
- Contact Intralox for precise belt measurements and stock status before designing equipment or ordering a belt.
- Transfer edge is an integral part of this belt.
- Uses headed rods.
- For custom belt widths please contact Customer Service.
- Belts available in 10 ft (3.05 m) length increments.
- Molded tracking tabs fit into standard 1-3/4 in (44.5 mm) wearstrip tracks ensuring proper belt alignment.
- Built with nylon rods for superior wear resistance.
- Also available in a 4.7 in (119 mm) wide single tracking tab belt and 6 in (152 mm) wide double tracking tab belt.
- For belt strength calculations, subtract 1.5 in (38 mm) from actual belt width.
- When product is moving from the transfer belt to a takeaway belt, the top of the transfer belt should be 0.06 in (1.5 mm) above the top of the takeaway belt. When product is moving from the infeed belt onto the transfer edge, the top of the belts should be level.
- You may need to include a fixed frame support member beneath the ONEPIECE™ Live Transfer belt prior to the actual transfer. This will ensure that the ONEPIECE™ Live Transfer belt does not snag when it intersects with the takeaway belt. See "Fig. 3-31 PARABOLIC GUIDE RAIL CONTOURS WITH 6.0 in. (152 mm) ONEPIECE™ LIVE TRANSFER BELT" (page 442).
- The Series 900 ONEPIECE™ Live Transfer belt should not be used with sprockets smaller than a 3.5 in (89 mm) pitch diameter (10 tooth) sprocket. If a 3.5 in (89 mm) pitch diameter is required, the split sprocket should not be used.

Additional Information

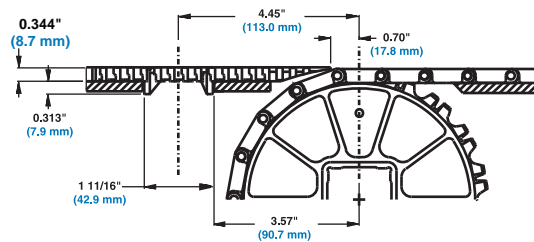
- See "Belt Selection Process" (page 7)
- See "Standard Belt Materials" (page 22)
- See "Special Application Belt Materials" (page 22)
- See "Friction factors" (page 26)



6.0 in (152 mm) Double Tracking Tab belt



4.7 in (119 mm) Single Tracking Tab belt



Belt Data

Belt Material	Standard Rod Material Ø 0.18 in (4.6 mm)	BS	Belt Strength	Temperature Range (continuous)		W	Belt Weight
				°F	°C		
Polypropylene	Nylon	700	1040	34 to 220	1 to 104	0.93	4.54
Acetal	Nylon	1480	2200	-50 to 200	-46 to 93	1.15	5.62
FR-TPES	Nylon	1000	1490	40 to 150	4 to 66	1.63	7.95